

PIPE-MOUNTED SUCTION SCREENS

MESH SIZE TABLE

U.S. MESH	INCHES	MICRONS
4	.187	4760
6	.132	3360
8	.0937	2380
10	.0787	2000
20	.0331	841
30	.0232	595
40	.0165	420
60/30*	.0098	250
100/30*	.0059	149
200/30*	.0029	74

*The "30" stands for the mesh size of the support screen.

HOW TO ORDER

Choose a part number from the nut or nipple table and add the mesh size desired from the mesh size table.

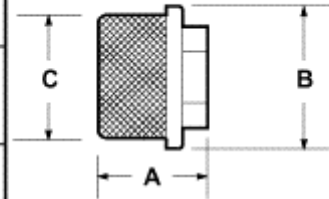
Example:

A 2-in. nut-style strainer is part number F-16, and ordering it with a 20-mesh wire screen would add "20" to the part number, making it F-16-20.

DIMENSIONS

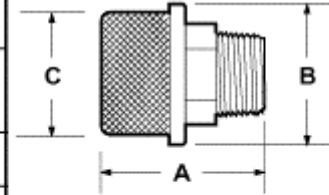
NUT STYLE STRAINERS

PART NO.	NPT (Pipe Size)	SCREEN AREA (Sq. in.)	DIMENSIONS		
			A	B	C
F-01	1/8	3.1	1-1/2	1-5/8	1
F-02	1/4				
F-03	3/8				
F-04	1/2				
F-1	1/8	6.5	1-1/2	2-1/4	1-1/2
F-2	1/4				
F-3	3/8				
F-4	1/2				
F-6	3/4	14.75	2-1/8	3-3/16	2-1/2
F-8	1				
F-10	1-1/4				
F-12	1-1/2	27.5	2-5/8	4-3/16	3-1/2
F-16	2				
F-20	2-1/2	46	3-1/2	5-3/16	4-1/2
F-24	3				




NIPPLE STYLE STRAINERS

PART NO.	NPT (Pipe Size)	SCREEN AREA	DIMENSIONS		
			A	B	C
M3	3/8	6.5	2-1/2	2-1/4	1-1/2
M4	1/2				
M6	3/4				
M16	2	27.5	4-1/4	4-3/16	3-1/2
M20	2-1/2		2-7/8*		
M24	3	46	4-5/8	5-3/16	4-1/2



* No hex between nipple and strainer on this part



NSL NSL Technology Resources (s) Pte Ltd
 No 280 Woodlands Industrial Park E5,
 #09-11 Harvest @ Woodlands,
 Singapore 757322
 Tel : +65 67957477, 7747
 Fax : +65 63162368
 Email : sales@nsltechnology.com