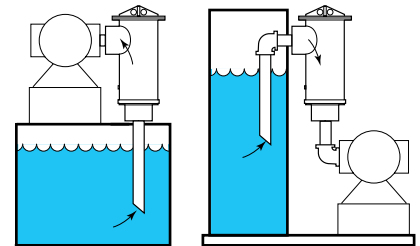




**For effective low-cost, high volume filtration**

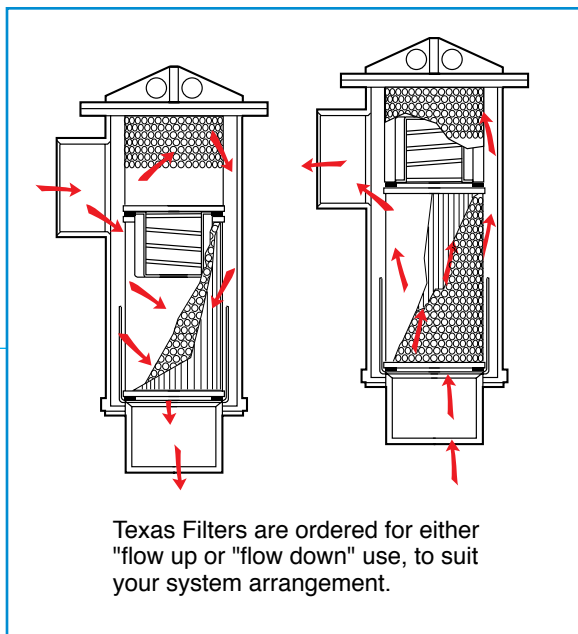
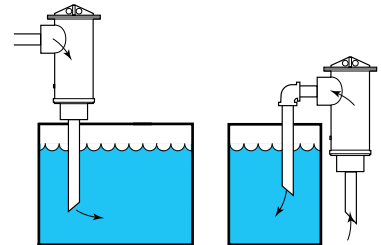
**Suction Line Filter Selection**

Suction filters, the most important filter in the entire system, protects the the key system component, the pump. A single TEXAS Filter can clean hundreds of gallons of fluid per minute.

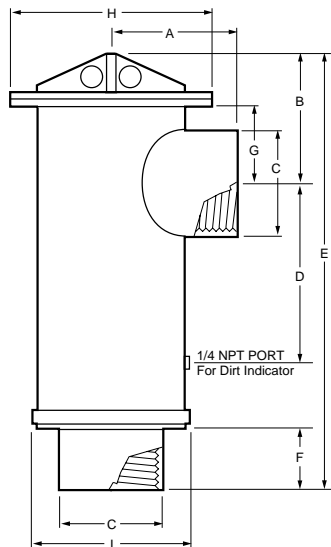


**Return Line Filter Selection**

TEXAS Filters provide an ideal way to pre-condition fluid to higher levels of cleanliness before it returns to the reservoir. (Return line filter covers are made stronger for the higher pressures found in these applications.)



ELEMENT DIMENSIONS				
MODEL	O.D.	I.D.	LENGTH	AREA
TXF-75 6847 (OBS)	4-1/4	3-1/8	5-5/8	275
TXF-100 6348	4-1/2	3-1/8	7-1/2	375
TXF-150 6349 (OBS)	5-7/8	4-7/8	8	500
TXF-200 6350	5-7/8	4-7/8	10-3/4	650
TXF-300 6351 (OBS)	5-7/8	4-7/8	15-3/4	1000
TXF-400 6352	8-1/8	7-1/8	15	1200



## DIMENSIONS

MODEL	USAGE	PIPE SIZE	A	B	C	D	E	F	G	H	I
TXF-100	SUCTION	3	5.31	4.81	4.00	4.38	15.50	2.69	2.69	7.31	5.88
	RETURN	1-1/2	4.71	3.81	2.20	5.38	14.25	1.44	1.69		
TXF-200	SUCTION	4	6.62	5.31	5.00	5.5	20.12	2.88	3.19	9.88	8.12
	RETURN	2-1/2	6.79	4.44	3.25	6.38	19.75	2.50	2.31		
TXF-400	SUCTION	6	7.36	6.44	7.39	6.5	26.00	3.38	4.31	11.88	10.25
	RETURN	4	7.83	5.31	5.00	7.62	25.50	2.88	3.19		

## HOW TO ORDER

**EXAMPLE: TXF-200 - S - U - F - 74 - F3 - RV3 - M - SM**

### FILTER MODEL

TXF-100

TXF-200

TXF-400

### USAGE

SUCTION = S

RETURN = R

### FLOW DIRECTION

UP = U

DOWN = D

### PORT STYLE

FEMALE NPT COUPLING = F

### ELEMENT MICRON RATING

595

238

149

74

40W

25

40A

### DIRT INDICATOR

NO SYMBOL = NO INDICATOR

S = FOR SUCTION LINE

SM = SUCTION WITH MEMORY

R = FOR RETURN LINE

### MAGNETS

NO SYMBOL = NO MAGNETS

M = MAGNETS

### BYPASS VALVE

RV3 = 3 PSI

RV5 = 5 PSI

RV15 = 15 PSI

### SEALS

NO SYMBOL = BUNA N

F3 = VITON