

Silencer Frames for Blower Packagers

BBF Series 2" - 6"

Blower Market Solutions

Maximize Productivity - From junior to experienced technicians, assemble & ship blower packages faster with fewer resources.

Significant Costs Savings - Only one vendor needed to help you improve margins through lower labour and material handling costs.

Engineering Support - Design specifications and drawings are available to help you configure and present your package to your customers.

Ultra Compact Design - Integrated Discharge Silencer offers a low profile and small footprint.

Build Your Sound Enclosure Competitively - The compact design allows you to build significantly smaller and less costly enclosures to meet more stringent noise level requirements.

Benefits

- Compact design for small blower package footprint
- Low profile allows for easier maintenance inspections
- Quick installation time
- Cost savings (minimal packaging, freight & storage)
- Sound enclosures are more economical due to compact frame footprint
- Engineering support provided by Solberg for sizing specifications and specific requirements

Features

- Reactive style silencing design
- Integrated discharge silencer
- Adjustable motor supports for belt tensioning
- Pre-assembled rails to frame
- Corrosive resistant black powder coat carbon steel



BBF Series frame shown with optional equipment.

Technical Specifications

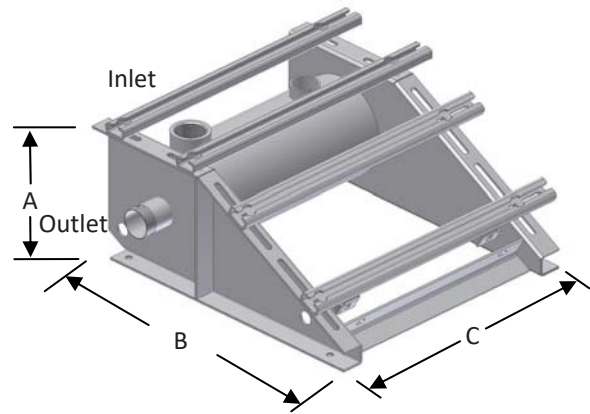
- Pressure Rating: 1 barg
- Hardware kit included (USA std. nuts, bolts, washers)
- Ports for relief valve, pressure & temperature gauges

Options

- Purpose built belt guard
- Flexible boot kit (clamp, flex adapter)
- Flange adapters
- Snubber discharge silencer for vacuum applications
- Contact factory for best Solberg filter for your package

Rev: BBF-EU0819K

BBF Series 2" - 6"



Pipe Stub Inlet	MPT Outlet	Assembly m ³ /hr Rating	Part Number	Dimensions - mm			Relief Valve Port	Suggested HP Range	Approx. Weight (kg)	Belt Guard for BBF Series	
				A	B	C				Part No.	Weight kg
2"	2"	230	BBF-200	305	762	660	2 1/2"	5 - 20+	59	DL-200	9
2 1/2"	2 1/2"	332	BBF-250	305	762	660	2 1/2"	5 - 20+	59	DL-200	9
3"	3"	510	BBF-300	386	889	775	2"	10 - 50	81	DL-300	10
4"	4"	884	BBF-400	386	889	775	2"	10 - 50	81	DL-300	10
6"	6" Flg	1870	BBF-600F	451	1003	946	3"	20 - 60	179	DL-600	13

Solberg Kit Components


Silencer base frame with pre-assembled rails, easy accessible belt guard, complete hardware kit, assembly instructions, engineering assistance upon request



Optional accessory

Solberg Filter and Silencer Options

Protect your investment:
Premium Grade Silencer Filters / Inlet Vacuum Filters



SOLBERG

All model offerings and design parameters are subject to change without prior notice.
Contact your representative or Solberg for the most current information.

www.nsltechnology.com

Technical Data

Filter Elements

Filter Element Efficiency

When choosing a filter media type, an accurate and useful filter efficiency rating must have two components: efficiency and micron filtration rating. The micron rating of a media means very little if the efficiency percentage is unknown. For example, a 1 micron media rated at 60% efficiency may offer less filtration than a 5 micron media rated at 99% efficiency. Always make sure you have both when you compare different media types for your application.

Element Maintenance

Solberg elements should be replaced once the pressure drop reaches 37-50 mbar above the initial pressure drop of the installation. Cleaning an element is also an option. Solberg recommends replacing dirty elements for optimal performance. Any damage which results from by-pass or additional pressure drop created by element cleaning is the sole responsibility of the operator.

Note: The overall performance of a filter element is altered once cleaned. The initial pressure drop after subsequent cleanings will be greater than the original, clean pressure drop of the element. After each cleaning, the pressure drop will continue to increase. Under all circumstances, the initial pressure drop of the element needs to be maintained at less than 37 mbar.

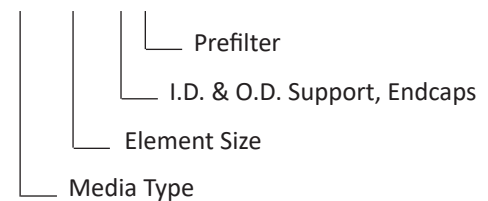
If the pressure drop exceeds 50 mbar at start-up, it should be replaced with a new element. With many types of equipment, the maximum pressure drop allowed will be dictated by the ability of the equipment to perform to its rated capacity. Under all circumstances, the operator should avoid exceeding the manufacturer's recommended maximum pressure drop for their specific equipment.

Request the appropriate maintenance manual for more in-depth information from your Solberg representative or through www.solbergmfg.com.

Identification

The element part number designates media type and depending on the element: support material, gasket type, potting adhesive and if it comes with an element prefilter wrap. For example, the following part number HE234QP, identifies the filter element as having a HEPA media "HE", with dimensions of a 234 element, "Q" designates stainless steel ID & OD & endcaps, and "P" means it has a prefilter wrap. See partial list below for other filter media designations.

HE234QP



Filter Media Nomenclature (contact Solberg for other media types and stainless steel.)

Polyester Std.: 5 µm, i.e. 385

Paper Std.: 2 µm, i.e. 384

Z Media: 1 µm Polyester, i.e. 15Z

HE Media: HEPA, i.e. HE10

UL Media: ULPA, i.e. UL234

DT Media: Dutch Twill, i.e. DT375

MX Media: Nomex, i.e. 377MX

TF Media: PTFE, i.e. TF345

TG Media: Hi-Temp PTFE, i.e. TG235

PSG Media: Coalescing, i.e. PSG244

AC Media: Activated Carbon, i.e. AC18

GM Media: Electrostatic AC, i.e. GM35

AA Media: Activated Alumina, i.e. AA850

ACG Media: AC Granulate, i.e. ACG30

RY Media: PPS, i.e. RY485

Y Media: Polypropylene, i.e. 849Y

ZE Media: Zeolite, i.e. ZE848

S Media: Wire Mesh, i.e. 274S

N Media: 4 µm Polyester, i.e. 231N

U Media: 25 µm Polyester, i.e. 685U

W Media: 100 µm Polyester, i.e. 15W

Rev: FilterTech-EU0719K

Standard Polyester / Paper Elements

Polyester Element Features

- Identified typically by “odd number” nomenclature: i.e. 19, 235P
- Pleated industrial needle felt polyester media
- Reinforced with epoxy coated steel wire on both sides of the media
- Dust loading capacity is increased 40-50% with prefilter “P” designation at end of element part number i.e.: 235P

Technical Specifications

- 5 micron, 99+% efficiency
- Media classification: EU8, F8
- Temperature min: -26°C (-15°F), max: 104°C (220°F)

Advantages

- Less maintenance: washable
- More durable
- Moisture resistant
- Handles hot air and oil mist from unload cycle of reciprocating/piston compressor

Paper Element Features

- Identified typically by “even number” nomenclature: i.e. 18, 234P
- Heavy duty industrial strength paper surrounded by heavy gauge galvanized expanded metal
- Dust loading capacity is increased 40-50% with prefilter “P” designation at end of element part number i.e.: 234P

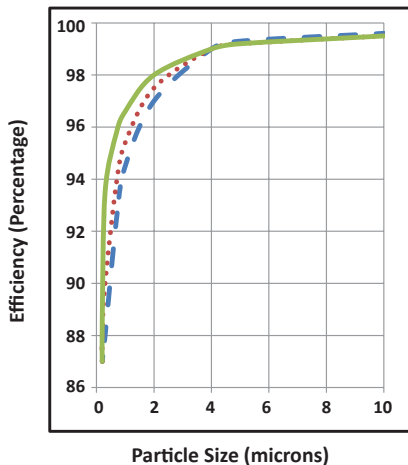
Technical Specifications

- 2 micron, 99+% efficiency
- Media classification: EU9, F9
- Temperature min: -26°C (-15°F), max: 104°C (220°F)

Advantages

- Optimal surface area available
- Higher efficiency than many alternative media
- Cost effective

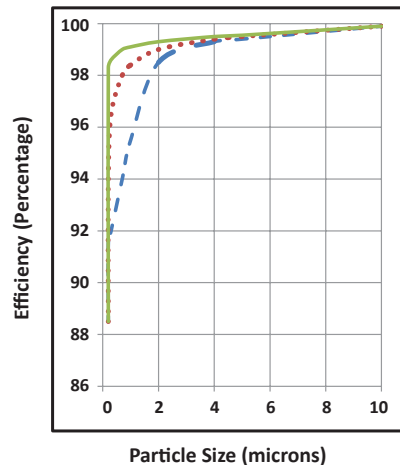
Polyester Media Efficiency



Indicated Face Velocity:

- 15 CFM/ft² media ———
- 30 CFM/ft² media
- 45 CFM/ft² media - - - -

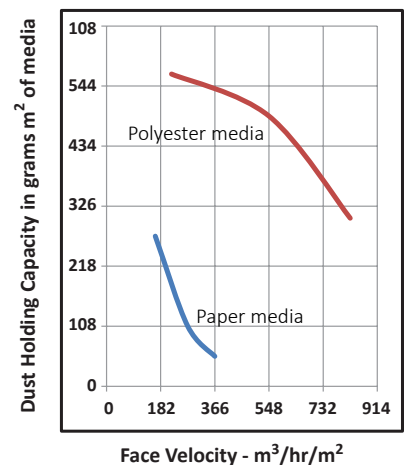
Paper Media Efficiency



Indicated Face Velocity:

- 10 CFM/ft² media ———
- 15 CFM/ft² media
- 20 CFM/ft² media - - - -

Face Velocity vs. Dust Holding Capacity



Note: Efficiency charts are based on SAE Fine Dust Test.



SOLBERG

All model offerings and design parameters are subject to change without prior notice.
Contact your representative or Solberg for the most current information.

www.nsltechnology.com

NSL Technology Resources (s) Pte Ltd
No 280 Woodlands Industrial Park E5,
#09-11 Harvest @ Woodlands,
Singapore 757322
Tel : +65 67957477, 7747 Fax : +65 63162368
Email : sales@nsltechnology.com